

ROBUST CONSTRUCTION HARNESS



Pass-thru buckles on legs
also available



Fall protection harness designed for working safely at heights. With 1 dorsal D-ring, 2 side D-ring, 2 shoulder D-ring, 1 sternal D-ring, 2 lower suspension D-ring, and 6 adjustment points. Belt included, padding in shoulders, waist belt and bosun chair.

Cleaning & maintenance

Products do not require any special maintenance, aside from cleaning. Cleaning of your SDA product is important to prolong its lifetime. Use cold water and soap to eliminate all type of residue (dirt, chemicals, etc.). Dry gently out of sunlight. After use, place your product in a well-ventilated area and avoid excessive heat. Proper care prevents premature wear of the equipment.

Inspection

Look for damage, deterioration or malfunction before and after every use. Inspections should only be made by trained and authorized personnel. Every inspection should be registered in the product dossier.

Type:	Webbing material:	D-rings:	Hardware material:	Adjustment points:
Fall protection, Positioning, Climbing, Confined space, Rope-access	Polyester	8	Steel	6
Buckles:	Size:	Color:	Norm:	Accessories:
Pass-thru Tongue buckles	Universal	+20 available colors	ANSI Z359.11-2014	Lanyard keepers Label cover Elastics for excess webbing Padding in shoulders, waist belt and bosun chair.

ROBUST CONSTRUCTION HARNESS



Product life expectancy

The life expectancy of this product is 5 years from the date of first use recorded on the inspection label, if this date is not recorded, it will be counted from the date of manufacture.

The product is subject to an inspection before each use by the user and at least once a year by a competent person in accordance with current national and international standards. The inspector must be certified by SDA and will determine if the product is suitable for use.

Special notes

Fall protection equipment should only be used by competent personnel as defined by local & international applicable standards. A full body harness can be used as part of a personal fall arrest system. For fall protection use the dorsal D-ring and ensure that is placed between the shoulder blades as shown in figure 1, if not, please check the size or adjustment of the product. This D-ring can also be used for restraining the user from reaching a free fall zone. The fall protection system should consist of a harness, lanyard and anchor point.

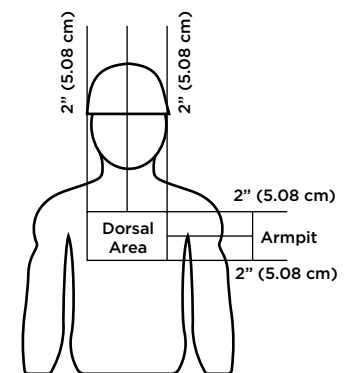



Figure 1


Connection points



Dorsal D Ring - Located on the user's back, centered between the shoulder blades, this location is universally appropriate for fall arrest and work restraint.




Side D-Rings - Located on or directly adjacent to the user's hips, this pair of D-rings are designed to support the user's weight while performing positioning work.



Sternal D-Ring - Located on the center of the user's chest, this D-ring is designed for tower, fixed ladder climbing and as a connection point to permanent vertical fall protection systems.



Ventral D-Ring - Typically located on or slightly above the belt buckle, this is an attachment point for rope access.



Shoulder D-Rings - Pair of D-rings, located at the top of the user's shoulders and used as a pair in work positioning, rescue/retrieval and restraint applications.